



Piano d'intervento strategico regionale
Erasmus+/eTwinning 2023



#ScuolaErasmus

Come integrare sinergicamente eTwinning e i progetti Erasmus+ KA1

Prof.ssa Licia Arcidiacono





Attività virtuali

Niente finanziamenti da gestire

Flessibilità



Mobilità fisiche

Finanziamenti europei

Scadenze e obblighi contrattuali



promuove
l'innovazione nella
scuola attraverso
l'integrazione delle
TIC nei percorsi
educativi e la
condivisione di
esperienze a livello
nazionale ed europeo

- INTERNAZIONALIZZAZIONE**
- COOPERAZIONE EUROPEA**
- INNOVAZIONE DIDATTICA**
- COMPETENZE CHIAVE E
TRASVERSALI**
- INCLUSIONE**
- MULTILINGUISMO E
DIVERSITA' CULTURALE**

promuove la
modernizzazione dei
sistemi di istruzione e
formazione attraverso
il rafforzamento delle
competenze e la
cooperazione europea



eTwinning in Erasmus+ o
Erasmus+ in eTwinning?



eTwinning
2005

2014



parte integrante
di Erasmus+



#ScuolaErasmus



2020
Pandemia
Covid-19



Distance
Learning

Programma Erasmus+ 2021-27
**POTENZIAMENTO
DELL'UTILIZZO DI eTWINNING**



INDIRE
ISTITUTO
NAZIONALE
DOCUMENTAZIONE
INNOVAZIONE
RICERCA EDUCATIVA


Ministero dell'Istruzione e del Merito



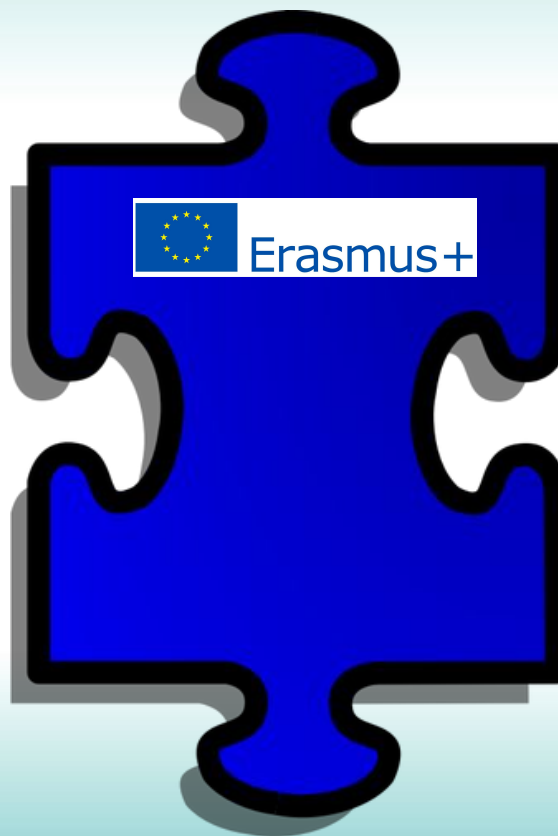
 Finanziato
dall'Unione europea




**ATTIVITA' VIRTUALI +
MOBILITÀ FISICHE
INTEGRATE E COMPLEMENTARI**



PRE-



POST-



eTwinning **NON** è la “vetrina” o un
“contenitore” di una mobilità
Erasmus+

...è molto di più!





Perchè eTwinning IN Erasmus+?

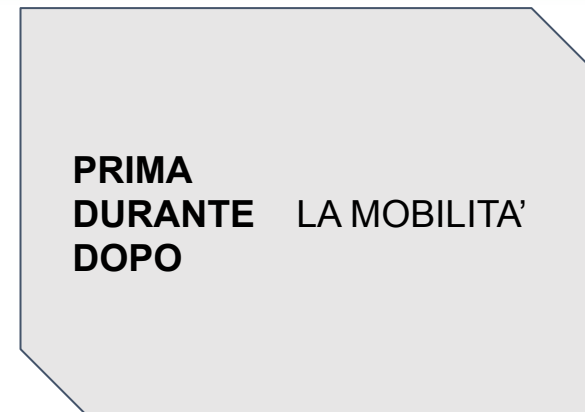
- **Strumenti per collaborare** – La piattaforma offre **strumenti web** di comunicazione, coordinamento e cooperazione
- **TwinSpace** – Uno spazio di lavoro progettato nel rispetto dell'internet safety per consentire l'uso sicuro da parte degli alunni e coinvolgerli direttamente nelle attività di progetto, con i partner europei.
- **Formazione online** – Oltre a corsi di formazione online gratuiti a livello nazionale e internazionale, la piattaforma offre luoghi di incontro e condivisione per i docenti iscritti.
- **Sostenibilità** – rende sostenibile l'innovazione nel tempo, dando la possibilità a ogni insegnante e ogni classe di avviare e proseguire il percorso di collaborazione intrapreso in modo flessibile rispetto alle esigenze dell'anno scolastico in corso e delle attività di progetto concordata con i partner.



Perchè eTwinning **IN** Erasmus+?



*IMMERSIONE COSTANTE NEL
PROGETTO*





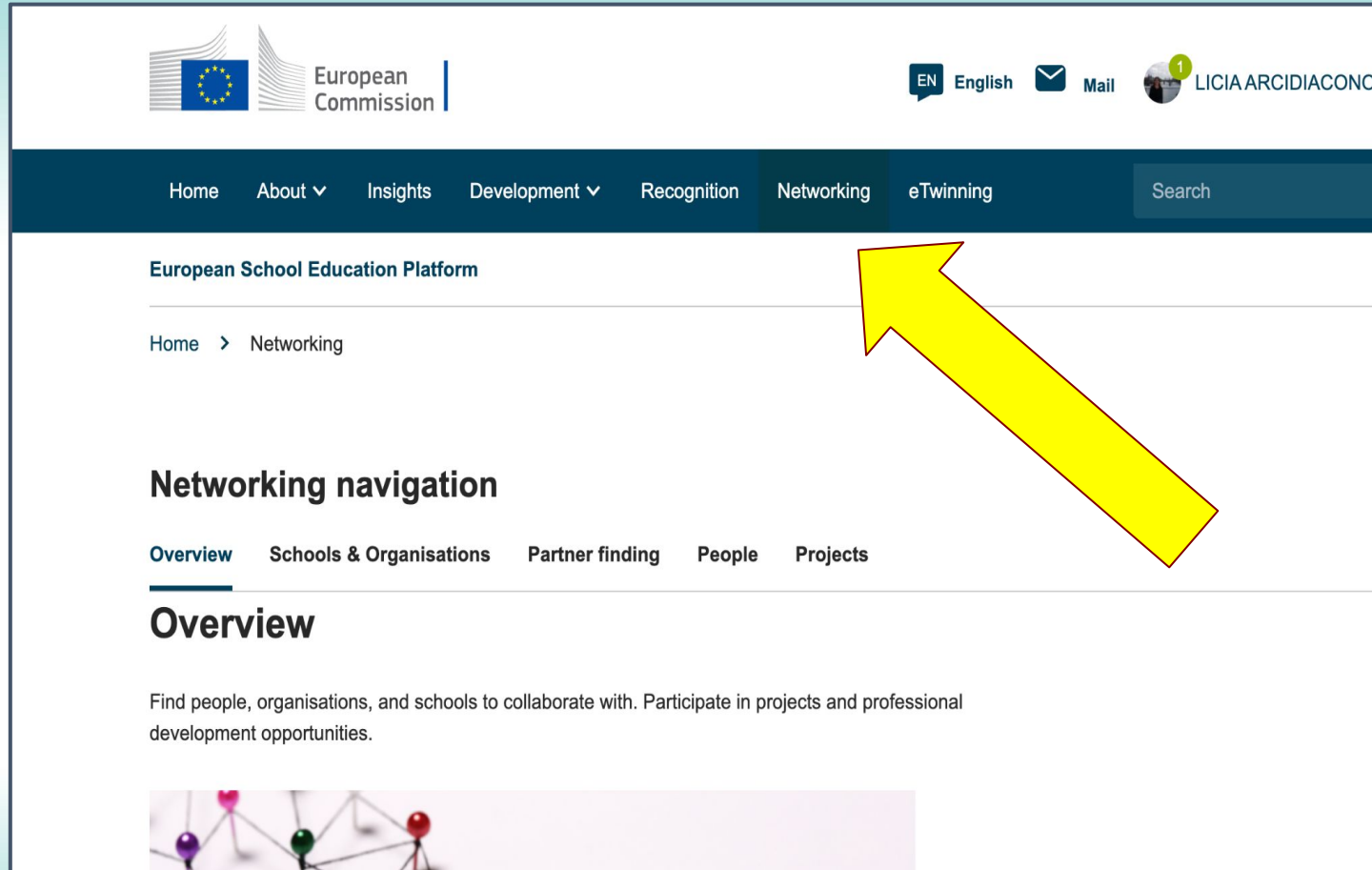
PRE-MOBILITA'

eTwinning in Erasmus+

**FAVORISCE LA RICERCA DI PARTNER
E LO SVILUPPO PROFESSIONALE**

**SEZIONI NETWORKING
E DEVELOPMENT
(ESEP)**

- Cercare istituzioni scolastiche nei paesi del programma Erasmus+ registrate su ESEP per creare una rete di contatti e realizzare progetti collaborativi
- Trovare opportunità per il personale della scuola di svolgere job shadowing/incarichi di insegnamento nelle scuole ospitanti all'estero
- Preparazione dello staff
- Sviluppo professionale
- Scoprire tendenze della scuola europea attraverso insegnanti e i loro progetti (buone pratiche, peer learning)



The screenshot shows the top navigation bar of the European School Education Platform. The header includes the European Commission logo, language options (English), a mail icon, and a user profile for Licia Arcidiacono. The main navigation menu contains links for Home, About, Insights, Development, Recognition, Networking, and eTwinning, along with a search bar. The 'Networking' menu item is highlighted with a yellow arrow. Below the navigation, the page title is 'European School Education Platform' and the breadcrumb is 'Home > Networking'. The main heading is 'Networking navigation', with sub-links for Overview, Schools & Organisations, Partner finding, People, and Projects. The 'Overview' section is active, with the text: 'Find people, organisations, and schools to collaborate with. Participate in projects and professional development opportunities.'



Home > Networking > Partner finding

Networking

Overview Schools & Organisations **Partner finding** People Projects

Partner finding

Add posting

Partner finding is a meeting point for schools and teachers interested in hosting mobility activities and taking part in them, such as teaching assignments, job shadowing or placements. Listings can be...

Show more ▾

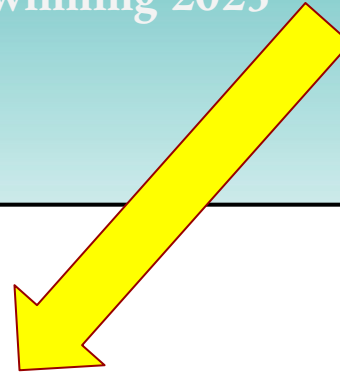
Erasmus+ quick filters

School education	Vocational Education & Training
Mobility activities	Jean Monnet
Small-scale partnerships	Cooperation partnerships

eTwinning quick filters

Age 0-6	Age 7-11
Age 12-15	Age 16-19

Search postings



Postings (354)

Order by:

Most recent



ERASMUS+ MOBILITY (Partners for mobility activities)



We are looking for partners for mobility for our accreditation goals

We are seeking a partner who is willing to host us and show us, along with our students, new practices that we can adopt. We want to observe how your school has integrated digitalization into classroom sessions and learn about your methods for...

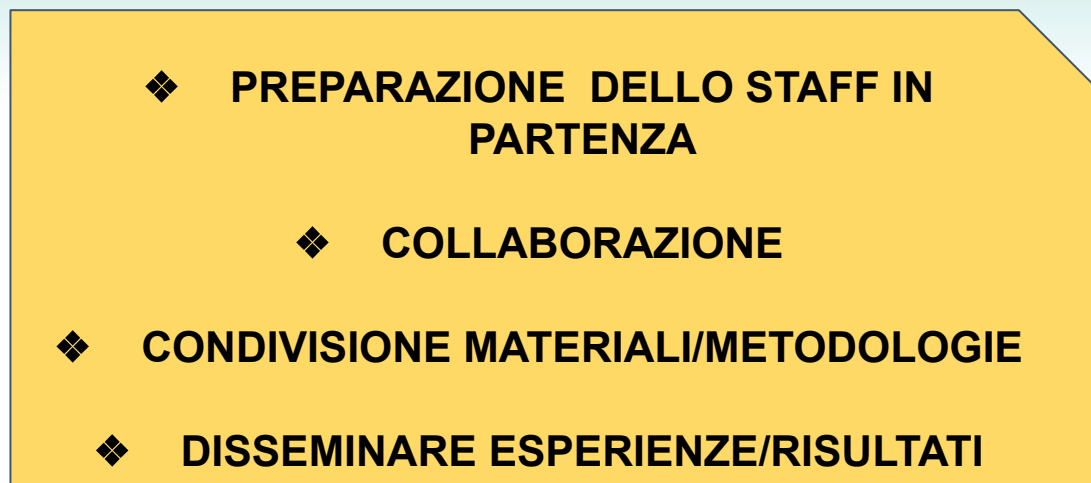
 Age range 15 - 18

 Expires on 21.02.2024

Created on 21.08.2023 | Last edited on 21.08.2023



eTwinning in Erasmus+



RICADUTA SCOLASTICA

- Creare un **progetto eTwinning** con l'istituto ospitante
- Creare un **Gruppo eTwinning** (inserendo anche gli altri colleghi della scuola) per:
 - migliorare la comunicazione e concordare le attività da svolgere durante la mobilità
 - condividere i contenuti delle attività di formazione
 - discutere tematiche del progetto e condividere buone pratiche
 - creare una repository di materiali e prodotti da condividere con i colleghi e con la scuola ospitante
- Creare un Live Event in una **Room** per disseminare i risultati



eTwinning in Erasmus+

**FAVORISCE E POTENZIA LA
COMUNICAZIONE E LA
COLLABORAZIONE**

**CREARE
PROGETTO ETWINNING CON LA
SCUOLA PARTNER DELLA MOBILITÀ**

**MOBILITA' ALUNNI +
progetto eTwinning
(TwinSpace)**



- ❖ **all'inizio del progetto KA1**
- ❖ **durante il progetto KA1**
- ❖ **alla fine del progetto KA1**

**COMUNICAZIONE/COLLABORAZIONE
TRA DOCENTI**

Coordinamento e gestione delle attività

- ❖ su una specifica pagina del TwinSpace
- ❖ nel Teacher Bulletin
- ❖ in Online Meetings (meeting/chat room)



#ScuolaErasmus

The screenshot shows the eTwinning TwinSpace interface. The top navigation bar includes 'HOME', 'PAGES', 'MATERIALS', 'FORUM', 'ONLINE MEETINGS', and 'MEMBERS'. The main content area is titled 'PROJECT TASKS' and features a large 'MARCH' graphic. Below the graphic, the tasks are listed:

- 1) INTRODUCTIONS**
 - 1.1 Partners collect parental consent forms and invite pupils to Twinspace; pupils write their **eTwinning profiles**.
 - 1.2 Teachers and pupils fill in **pre-survey questionnaires**. Teachers publish results.
 - 1.3 Pupils are introduced to **eSafety rules & eTwinning netiquette** through a quiz.
 - 1.4 Partners introduce themselves on a common **Padlet** and find partners with similar likes, ideas, interests and/or hobbies or students with whom they have nothing in common. Then they write to these partners on the **Forum thread "Let's know each other"**.
- DEADLINE: 20 MARCH**
- 27-30 MARCH_PREPARATORY VISIT IN AIELO (teachers)**
- 2) THE PERFECT EU GREEN CITIZEN**
- 2.1 COLLABORATIVE MULTILINGUAL GLOSSARY OF SUSTAINABILITY**

Teacher bulletin

21 Feb 2023

Hello!

Hello, I have created the first few pages to embed the links to the previous activities. Please get pupils to comment on the forum.

LICIA ARCIDIACONO

Online meetings - teachers

Over the past few months, besides the preparatory visit in Spain, each month teachers have been running online meetings to organise learning activities and plan the different phases of the project, connecting virtual tasks to the physical ones.

Besides online meetings on GSuite, the two teacher coordinators from Spain and Italy have communicated via email (almost daily!) and used WhatsApp messages for quick updates!

Working as a team has been a great asset to the project!



COME IMPOSTARE UN PROGETTO SINERGICO TRA ETWINNING ED ERASMUS+

PIANIFICAZIONE

(analisi dei bisogni e degli obiettivi, definizione dei risultati di progetto e di apprendimento, ecc.)

PREPARAZIONE

(individuazione del gruppo target, pianificazione delle attività online + in presenza, sviluppo del programma di lavoro ecc)

IMPLEMENTAZIONE

DELLE ATTIVITÀ

ONLINE + IN

PRESENZA

FOLLOW-UP

(valutazione delle attività e del loro impatto a diversi livelli, condivisione e utilizzo dei risultati di progetto)



#ScuolaErasmus

- Pages**
- > PROJECT TASKS
 - 1) Introduction
 - Project aims
 - Online meetings - teachers eTwinning netiquette & eSafety rules
 - Pre-surveys for pupils/teachers + results
 - Who we are
 - Project logo contest
 - 2) The perfect EU Green Citizen: sustainability glossary & posters
 - 3) EU Green Citizens_let's take

PROJECT TASKS



1) INTRODUCTIONS

1.1 Partners collect parental consent forms and invite pupils to Twinspace; pupils write their **eTwinning profiles**.

1.2 Teachers and pupils fill in **pre-survey questionnaires**. Teachers publish results.

1.3 Pupils are introduced to **eSafety rules & eTwinning netiquette** through a quiz.

1.4 Partners introduce themselves on a common **Padlet** and find partners with similar likes, ideas, interests and/or hobbies or students with whom they have nothing in common. Then they write to these partners on the **Forum thread "Let's know each other"**.

DEADLINE: 20 MARCH

27-30 MARCH_PREPARATORY VISIT IN AIELO (teachers)

2) THE PERFECT EU GREEN CITIZEN

2.1 COLLABORATIVE MULTILINGUAL GLOSSARY OF SUSTAINABILITY

- Pages**
- Green Photobook
 - Recycled art: video tutorials
 - > 4) GROUP MOBILITY OF SCHOOL PUPILS_Aielo de Malferit
 - Preparatory visit (teachers)
 - Pre-mobility tasks
 - The mobility week
 - The Green Project
 - Evaluation and analysis result of the group mobility
 - 5) Final product: Breakout Room
 - Post-surveys for pupils/teachers + results

4) GROUP MOBILITY OF SCHOOL PUPILS_Aielo de Malferit

On May 2022 the Italian pupils will visit their Spanish partners on an Erasmus+ group mobility to get to know each other and carry out a number of exciting activities around the topic of sustainability. We are ready to become Green Citizens across the EU and are looking forward to working together in "real life"!



Erasmus+

COMUNICAZIONE/ COLLABORAZIONE TRA ALUNNI

The partners from each school write a description of themselves on the common Padlet.

By reading the posts, students find partners with similar likes, ideas, interests and/or hobbies or students with whom they have nothing in common. Then they write to these partners on the Forum thread "Let's know each other".

INTRODUCTIONS
Italy & Spain: let's meet up and find out who we are! Add your introduction and your avatar!

GiorgiaIT

Giuseppe IT
Hello, my name is Giuseppe. I am 13 years old, my greatest passion is football, I have been practicing football for 8 years, I am participating in Erasmus because I like to speak English, and all I would like to speak it knowing other people from other countries.

VIDEO GREETINGS:

ITALY
Greetings from Italy

All'inizio del progetto - Gli studenti si presentano; creano e votano il logo del progetto

- ❖ su una specifica pagina del TwinSpace (compatibile con tool digitali esterni)
- ❖ nel Forum
- ❖ in online meetings (Meetings/Chat room)

Let's get to know each other

Look through the common Padlet and find partners with similar likes, ideas, interests and/or hobbies or students with whom you have nothing in common. Write more comments on the Forum!

Licia Arcidiacono - 20.03.2022 @ 21:55

francescav.gabelli - 21.03.2022 @ 16:05

Hello everyone I'm Federico and I don't have a lot of questions. I like basketball? And What is your favourite basketball team?

Hi Mariam, I'm Alfredo, what's your favorite singer?

Project logo contest

Our project needs a logo, so the schools will run an international logo contest for pupils. Pupils can draw a logo inspired by the name/activities of the project and add it to the Twinboard below.

Each country chooses the 2 best logos of their school and then we will all vote for the best logo selecting the one we like on the Google form.

LET'S VOTE!

Link to vote

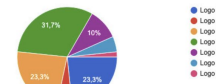
Logo 2



Logo 3

THE WINNER IS...

What's your favourite logo?
60 risposte



#ScuolaErasmus

KEEP CALM AND LISTEN TO OUR PODCAST

Home > KEEP CALM AND LISTEN TO OUR... > KEEP CALM AND LISTEN TO OUR... > Online meetings

Online meetings

Meetings

Chat room

No Barriers for eTwinners online m...

Online meeting-Italy&Turkey

- ➔ Chat room
- ➔ Create online meeting
- ➔ Create discussion



**COLLABORAZIONE
TRA ALUNNI**

Durante il progetto - gli studenti eseguono task collaborativi (prima/durante/dopo la mobilità in presenza)

- ❖ su specifiche pagine del TwinSpace (compatibile con tool digitali esterni)
- ❖ in team internazionali
- ❖ Durante un meeting online
- ❖ Nel Forum



esempio di
COLLABORAZIONE
TRA ALUNNI

Progetto:
Bits & Pieces of Culture
(KA229, 2018-20)

IC A. Gabelli Misterbianco
+ **4 scuole partner**

Our common rap



We created collaboratively the project song and dance. The pre-written lyrics of our rap song (each verse was created by a different country) were set to music. We used the music to make a choreography for our common dance. During the meeting in Poland we practised the steps of our common rap dance and our project song, and we created a video presenting the result of our work.

LYRICS OF OUR RAP SONG



#ScuolaErasmus

PRE-
(online)

scrittura condivisa del testo di
canzone rap (google doc)

DURANTE
(in presenza)

workshop di danza e musica
per registrare il video della
canzone

POST-
(online)

editing del video

esempio di
**COLLABORAZIONE
TRA ALUNNI**



#ScuolaErasmus

**PRE-
(online)**

scrittura istruzioni ricette
tipiche

Progetto:
Bits & Pieces of Culture
(KA229, 2018-21)
IC A. Gabelli Misterbianco
+ 4 scuole partner

Good times

INSTRUCTIONS

Grate the zucchini in the bowl, using the large blades of the grater.
Sprinkle with a generous amount of salt to help the zucchini release more moisture.
Mix and squeeze the mixture with your hands and put into a bowl.
Finely chop the onion.
Add the dill to the bowl.
Add the lime zest, crumbled feta and 2 eggs.
Mix until all of the ingredients are completely combined.
Add the flour and mix just to combine. Do not overmix.
Place a nonstick pan over medium to high heat. Add 2-3 tablespoons of olive oil.
Pick up spoonfuls of the mixture and carefully add them to the hot oil.
Gently press down on the patties to spread them out a little.
Fry on both sides until nice and golden, just like pancakes!
When ready, transfer to a plate lined with paper towels so they can drain from excess oil.
Mix all the ingredients for the sauce.

Yummy

together

**DURANTE
(in presenza)**

workshop di cucina
internazionale

**POST-
(online)**

editing e-cookbook

esempio di
**COLLABORAZIONE
TRA ALUNNI**

Progetto:
Green Citizens in Action!
(KA1, 2022)

**IC A. Gabelli Misterbianco
+ 1 scuola partner**

Pages

action!

- Green digital games
- Green Photobook
- Recycled art: video tutorials

4) GROUP MOBILITY OF SCHOOL PUPILS_Aielo de Malferit

- Preparatory visit (teachers)
- Pre-mobility tasks
- The mobility week
- The Green Project
- Evaluation and analysis result of the group mobility

5) Final product: Breakout Room



#ScuolaErasmus

**PRE-
(online)**

serie di task incentrati sul tema green della mobilità per creare prodotti comuni (CLIL/digitale)

**DURANTE
(in presenza)**

attività tematiche e workshop digitale su Breakout Room

**POST-
(online)**

costruzione e condivisione della Breakout Room



Alla fine, alunni e docenti valutano il progetto, riflettono/danno feedback; condividono e documentano le attività svolte online e in presenza



#ScuolaErasmus

VALUTAZIONE/DOCUMENTAZIONE/DISSEMINAZIONE

Margherita Rizzuto

EU green citizens in action!
Greetings from Italy

Our teachers Licia Arcidiacono, Loredana Maricchiolo and our head teacher Anna Rita Treccarichi are in Aielo de Malferit, Spain for the preparatory meeting. They are planning activities before our students mobility. We made a video to introduce ourselves and say hello to our Spanish partners

Comments 06:51 29.03.2022

★ 2

Licia Arcidiacono

The IC "A. Gabelli" pupils started their Erasmus+ Club last Monday! We filled in the pre-surveys for teachers and pupils, we worked on Padlet introductions and left comments on the forum for our Spanish partners and then looked through eSafety rules and played the quiz. Great energy and excitement already! :)

Erasmus+ Club IC A. Gabelli IT

- ❖ su una specifica pagina del TwinSpace
- ❖ nel Forum
- ❖ in online meetings (Meetings/Chat room)
- ❖ Updates nella sezione Feeds del profilo eTwinning
- ❖ con prodotti riassuntivi da condividere con la community di eTwinning

- Chat room
- Create online meeting
- Create discussion

Candidatura QL

Updates Add new update

LICIA ARCIDIACONO
Last updated Today at 8:01 PM

IC S "A. Gabelli" di Misterbianco, Italy
is awarded with the European Quality Label for the project:
EU Green Citizens in Action!
15.06.2023

Happy to have received 5 European Quality labels for all the projects submitted in

Final surveys

At the end of the project, all partners took 3 final surveys, one for teachers, one for students and one for parents!

The results of the three surveys conducted in all the partner countries

Final Survey Results

EU Green Citizens in Action!

SUMMARY OF THE PROJECT ACTIVITIES

IC A. Gabelli Misterbianco (ITALY) & IES Porçons Aielo de Malferit (SPAIN)

2021-1-IT02-KA121-SCH-000006656
Project ID 06656-MOBGRP-00001



Per riassumere...eTwinning in Erasmus+ per:

- ❖ cercare e conoscere partner
- ❖ rafforzare i contatti con i partner **prima/dopo** la mobilità
- ❖ includere un maggior numero di partecipanti
- ❖ condividere la distribuzione dei task e la pianificazione delle attività con i partner
- ❖ collaborare in preparazione della mobilità
- ❖ collegare attività didattiche **prima/dopo** la mobilità, favorendo la sinergia tra **collaborazione a distanza e in presenza**
- ❖ creare e condividere una repository di materiali/prodotti; inserire diari di viaggio...
- ❖ **disseminare** i risultati delle attività e aumentare la ricaduta scolastica
- ❖ promuovere il progetto a livello internazionale
- ❖ valorizzare e certificare la qualità del progetto attraverso candidatura QL